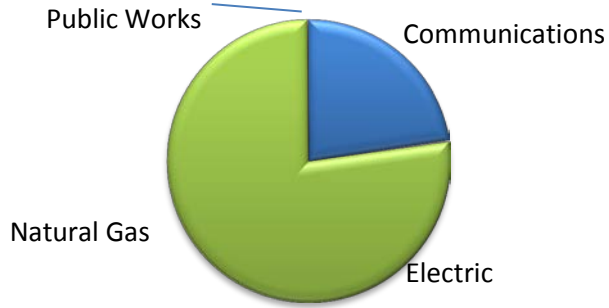


2015 DAMAGES

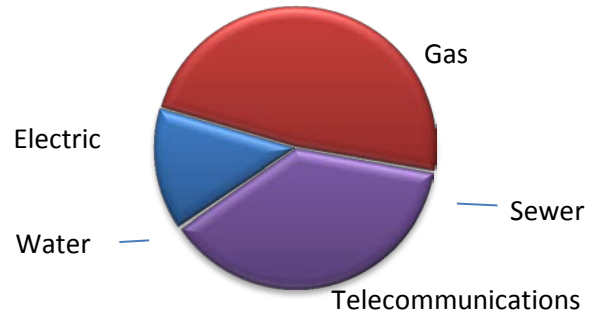
Facility Types of Reporting



Electric	188
Liquid Pipeline	2
Natural Gas	643
Public Works	1
Telecommunications	500

Records for Idaho **1334**

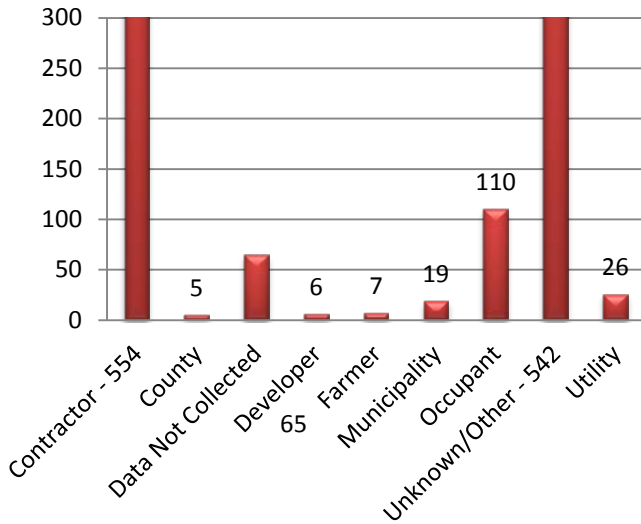
Facilities Damaged



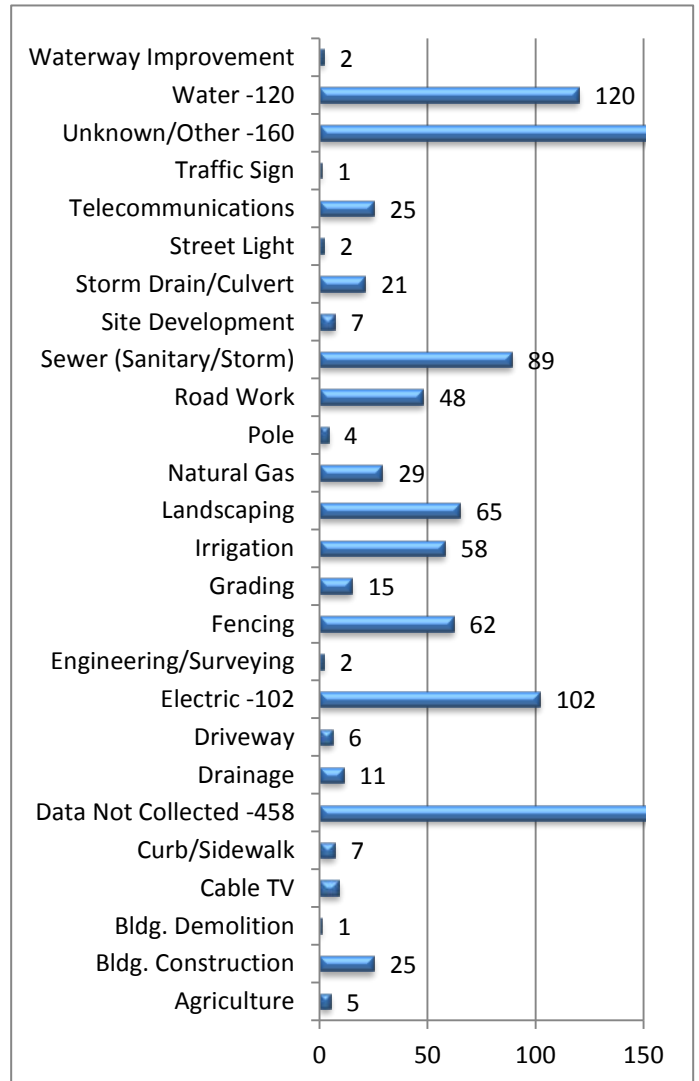
Electric	187
Gas	643
Sewer	1
Telecommunications	500
Unknown/Other	1
Water	2

1334

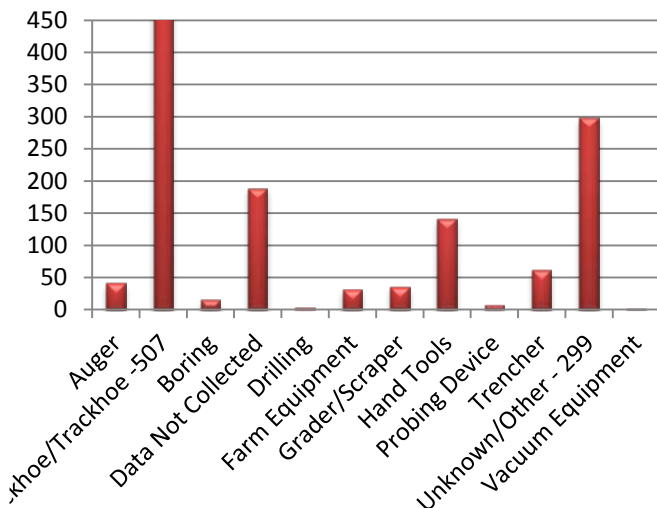
Excavator Types



Work Performed



Excavation Type

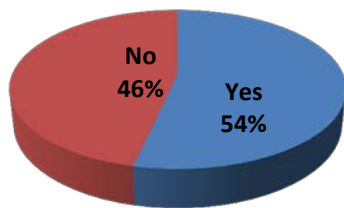


2015 DAMAGES

Damage Cause

Data Not Collected	664
Deteriorated facility	2
Excavation practices not sufficient	99
Facility could not be found/located	6
Facility marking or location not sufficient	34
Facility was not located or marked	27
Failure to maintain clearance	30
Failure to maintain the marks	56
Failure to support exposed facilities	4
Failure to use hand tools where required	95
Failure to verify location by test-hole (pot-holing)	16
Improper backfilling	3
Incorrect facility records/maps	9
No notification made to the one-call center	248
Notification to one-call center made but not sufficient	21
One-Call notification center error	3
Other	6
Previous damage	5
Wrong information provided	6

Locate Requests



Locate Requested	Count	Percent
Yes	714	54%
No	620	46%

Statistical

CUSTOMERS AFFECTED DUE TO DAMAGE:

30,459

COST TO RESTORE SERVICE:

\$ 1,088,662

*Only 3rd Party Damage Data reported is data submitted by facility owners to DIRT and Idaho One Call Centers. Limited number of Idaho utilities are participating in DIRT.