



Bannock Utility Coordinating Council
3636 Jason Avenue | Pocatello, ID 83204
Phone (208) 681-9228

Merril Quayle, President
JJ Murphy, Vice President
Sam Golay, Secretary/Treasurer

Bannock Utility Coordinating Council

Meeting Minutes
January 10, 2018
10:00 a.m.

City Hall – Paradise Conference
Room

Bannock Utility Coordinating Council Meeting Minutes
January 10, 2018, 10:00 a.m.
City Hall - Paradise Conference Room

1. Welcome/Attendees Sign-In

Meeting was called to order by Merrill Quayle, Bannock UCC President, at 10:00 a.m.
Attendees: See Attachment A. Excused: Jeremy Welch (Bannock County)

2. Approval of Minutes from the December 13th meeting

Council was asked to approve the minutes from the December 13th meeting as written.
Motion to approve made by Sam Golay (Idaho Power) and seconded by Kim Hunter (Cable One).
Motion passed.

3. Follow-up on Last Meeting Action Items

- ✓ Merrill contacted Julie at Digline for an updated list of contractors and invitations to the BUCC breakfast were sent out. Responses are coming in.
- ✓ Sam was unable to get in touch with ELM; will continue to try.
- ✓ City has purchased a PA system and it should arrive sometime this week.

4. Financial Report

- As December 29, 2017 there is \$1,779.16 in the BUCC account. An additional \$100 in 2018 dues will be deposited today.
- The following companies have paid their 2018 dues. If your organization is not on this list, please submit payment as soon as possible.
 - Keller Associates
 - City of Pocatello
 - Cable One
 - Century Link
 - Andeavor
 - Idaho Power
 - Digline
 - Williams
 - Intermountain Gas
- Cable One, Intermountain Gas, and Williams will contribute \$100 each to the BUCC breakfast, paid directly to Del Monte.
- Andeavor has sent in a \$250.00 check to be donated to the breakfast.

5. Bannock UCC Contractor Breakfast Planning

- Date set for Wednesday, February 28th, 7 – 9 a.m. Council Chambers has been reserved from 6 – 10 a.m. on Feb 28th to allow time for set-up and clean-up
- Set up tables and chairs 5-8 p.m. the night before (Feb 27). IGC will bring tables and chairs. Need approximately 15 tables and 120 chairs.
- Invites have been sent out and approximately 17 responses have come in. Merrill will send out two additional email reminders in the coming weeks. Please get the word out

by hanging flyers at your place of business so contractors will know they are invited. Also, please RSVP with the number of employees attending from your organization.

- Presentations:
 - Damage Prevention Board discuss new law – 30-minute presentation
 - ELM?
 - Merrill to take a few minutes to introduce board and discuss upcoming contractor awareness class in March
- Vendors: LD confirmed Western States, and possibly Codale will be a vendor. No Ditch Witch this year. Bret Blair will reach out to Pro Rental. Sam will reach out to ELM. Need 3-5 vendors.
- Door prizes – just a few bigger items this year in the \$50-100 range. Smaller items can be given away at vendor tables
- Williams bringing raffle tickets
- JJ bringing name tags
- Brenda making sign-in sheets
- Food – JJ to talk to Del Monte this week. Set up in front foyer like last year.
- Misc. items – garbage, computer cords (Merril)
- Merrill will get brochure done with new logo on it
- JJ will price out the cost of a table banner that can be used at the breakfast and other events. Will discuss price and ordering at next meeting.

6. Items from Idaho UCC

Bob Chandler is the IUCC website person. He can be reached at bobchandlercda@gmail.com

7. Dig Line Information and News

- This has been a record setting year in the number of locate requests that have run through our office. Just 8 cities: Boise, Meridian, Idaho Falls, Nampa, Caldwell, Eagle, Pocatello, and Twin Falls represent approximately 53% of the total number of tickets processed.
- Ticket Data – See Attachment B

8. Damage Prevention Board News

Damage Prevention Board website is <https://damageprevention.dbs.idaho.gov/>

9. Open Discussion on Projects Within the Area of Influence

Simplot (George Johnson): Retiring February 1st. Will find out what representative will be coming to our meetings and let Merrill know.

See Discussion #5 items for the breakfast

12. Next meeting

Scheduled for Wednesday, February 14, 2018 at 10:00 a.m.

13. Adjourn


Meeting adjourned by Merrill Quayle at 10:48 a.m.

APPROVED BY:



MERRIL QUAYLE, PRESIDENT

ATTEST:



SAM GOLAY, SECRETARY/TREASURER

PREPARED BY: Brenda Andrews

ATTACHMENT

A


ATTACHMENT

B

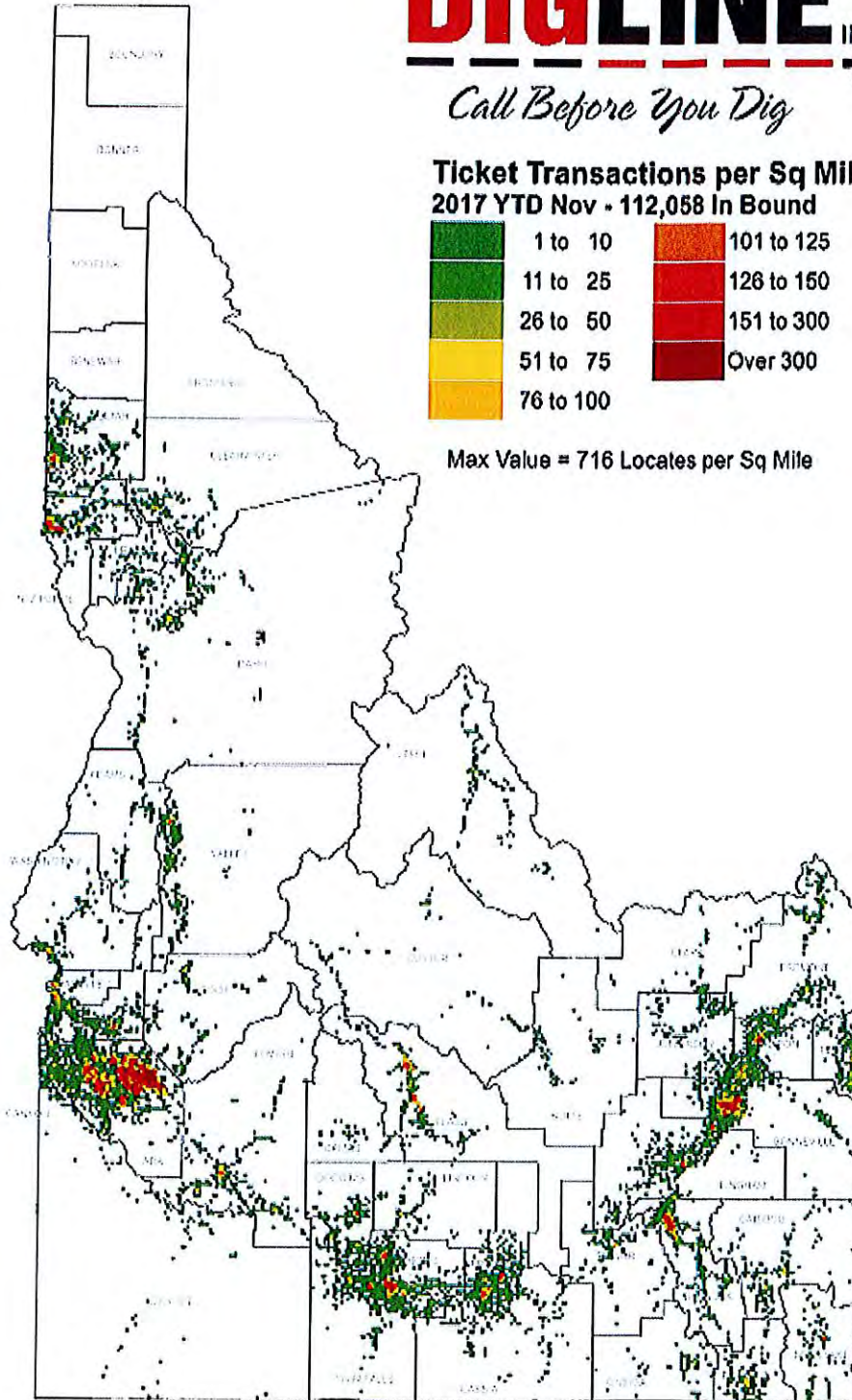
DIGLINE INC.

Call Before You Dig

Ticket Transactions per Sq Mile
2017 YTD Nov - 112,058 In Bound



Max Value = 716 Locates per Sq Mile





Notifications by County 2017 - Inbound

County	Jan	Feb	Mar	Apr	May	Jun	Jul	Aug	Sep	Oct	Nov	Dec	Total
Ada	1,131	2,574	4,215	4,029	4,338	4,240	3,694	4,036	3,320	3,975	2,826	1,872	40,250
Adams	2	6	17	24	35	40	35	31	21	18	15	12	256
Bannock	117	175	487	609	732	697	628	660	587	601	465	217	5,975
Bear Lake	4	5	32	71	168	125	71	95	76	90	46	16	799
Bingham	91	124	272	304	293	273	285	221	254	251	192	112	2,672
Blaine	11	34	74	333	498	438	445	564	484	417	207	117	3,622
Boise	11	17	47	86	94	100	93	97	93	96	55	12	801
Bonneville	184	258	814	1,045	1,115	992	953	1,001	748	799	697	331	8,937
Butte	0	3	13	14	27	24	14	36	16	19	12	2	180
Camas	0	1	2	4	10	8	17	27	31	22	2	3	127
Canyon	384	891	1,545	1,425	1,456	1,521	1,205	1,500	1,240	1,438	960	777	14,342
Caribou	13	19	28	55	70	68	81	129	78	87	37	29	694
Cassia	37	98	168	147	225	143	122	181	113	152	98	68	1,552
Clark	0	3	9	9	1	14	7	26	14	16	4	3	106
Clearwater	51	19	38	58	78	98	84	55	47	42	21	19	610
Custer	0	0	7	20	43	37	25	35	39	33	13	1	253
Elmore	56	79	175	137	218	213	249	175	186	157	108	79	1,832
Franklin	9	19	64	77	86	140	87	89	87	78	49	47	832
Fremont	16	24	78	100	241	177	185	254	170	167	108	28	1,548
Gem	40	85	163	105	185	155	120	112	126	117	80	71	1,359
Gooding	23	32	100	99	127	156	99	130	93	116	137	126	1,238
Idaho	13	53	80	74	119	125	204	130	81	82	63	19	1,043
Jefferson	56	36	197	168	228	217	164	199	148	145	154	85	1,797
Jerome	32	34	114	187	185	189	130	165	179	188	152	61	1,616
Latah	34	65	172	226	296	314	294	286	239	251	123	75	2,375
Lemhi	12	8	66	72	41	40	52	58	40	59	36	13	497
Lewis	15	13	26	33	32	57	22	25	24	24	14	7	292
Lincoln	5	7	19	27	20	119	20	34	17	40	21	11	340
Madison	54	72	204	238	330	268	226	254	209	196	169	91	2,311
Minidoka	70	66	135	151	275	220	186	276	200	188	259	234	2,260
Nez Perce	113	283	334	335	411	305	302	331	232	307	257	92	3,302
Oneida	2	12	16	17	25	23	26	25	20	29	23	16	234
Owyhee	30	49	82	78	75	44	43	62	93	67	48	37	708
Payette	30	47	236	291	199	185	144	162	173	192	221	112	1,992
Power	22	28	56	69	85	75	49	100	49	49	40	23	645
Teton	15	8	57	121	193	168	140	146	121	152	87	32	1,240
Twin Falls	157	262	672	727	898	741	688	614	522	481	395	277	6,434
Valley	12	11	23	95	207	215	208	195	206	183	72	38	1,465
Washington	12	26	89	59	67	93	123	73	58	39	48	27	714
Total	2,864	5,546	10,926	11,719	13,726	13,057	11,520	12,589	10,434	11,363	8,314	5,192	117,250



Total Ticket Summary - Inbound

Month	2008	2009	2010	2011	2012	2013	2014	2015	2016	2017
Jan	3,091	2,485	2,726	2,858	2,806	2,568	3,944	4,078	4,400	2,864
Feb	3,801	2,782	3,119	2,922	3,650	3,660	4,203	5,908	6,225	5,546
Mar	6,637	5,034	5,959	4,925	5,171	6,390	7,775	9,477	9,929	10,926
Apr	9,772	7,681	7,752	6,925	7,538	9,072	10,123	10,822	11,643	11,719
May	9,958	7,622	7,322	8,027	8,759	9,650	10,145	9,891	11,791	13,726
June	9,665	7,523	7,445	7,948	7,822	8,322	9,896	10,839	11,894	13,057
July	8,881	6,998	6,946	6,574	7,079	8,393	9,264	10,076	10,201	11,520
Aug	7,641	6,719	6,475	7,013	7,555	8,328	8,318	9,516	11,965	12,589
Sept	7,957	6,579	6,638	6,529	7,125	7,770	8,453	9,884	11,270	10,434
Oct	6,846	5,675	5,684	6,151	7,634	7,705	8,155	8,780	9,888	11,363
Nov	4,349	4,213	4,135	4,371	5,012	5,030	5,062	6,055	8,069	8,314
Dec	2,825	2,538	2,617	2,956	3,150	3,064	4,408	4,245	3,749	5,192
Yearly Totals	81,423	65,849	66,818	67,199	73,301	79,952	89,746	99,571	111,024	117,250